

# ZEKE'S FUN AT HOME ACTIVITY CORNER

April 6, 2020

Dear Zoo-Friends,

Here are some fun inny inchworm activities for Monday! The purpose for these fun activities is to keep your child educated and entertained with valuable learning. Nothing found below takes much time. You can spread it out throughout the day. Teachers, you can share these with your parents!



**IMPORTANT NOTES:** 1) When you **show** children the Animal's Alliterative Names, we use lowercase letters because with toddlers and preschoolers, we teach lowercase letters only. We wait until the child is 4 or 4 ½ before we teach capital letters and **ONLY** when they have mastered the lowercase letters! 2) If the letter is underlined, Signal the letter!


## Monday:

- 1) **Read:** Read Zoo-phonics Mini-Book “#16 Innny’s Bin.”
- 2) **Art:** Try innny inchworm’s “How To Draw.” (Instructions included).
- 3) **Music:** Find Danny Kaye’s beautiful song, “Inchworm” on YouTube. So cute!
- 4) **Physical Activity:** “innny inchworm” inches along and wiggles! Innny Inchworm is a tiny insect! With innny inchworm and all his brothers and sisters, wiggle your fingers and thumbs on both hands. Do this quickly. Now, do it slowly. Now close both hands. Open one hand and stick up one finger/thumb at a time. Now do the other hand. Count each finger and thumb in English and then count in Spanish or another language. **Here’s An Idea!** Take your shoes and socks off and wiggle and count those toes!
- 5) **Math:** Innny Inchworm is the 9<sup>th</sup> letter in the alphabet. So: a) Jump 9 times. b) Hop on your right foot 9 times; jump on your left foot 9 times.  $9 + 1 = 10$ ;  $10 - 1 = 9$ ;  $6 + 3 = 9$ ;  $0 + 9 = 9$ . Add and subtract with beans or buttons, etc.
- 6) **Science:** Discover things about inchworms They live in hills and mountains and live in oak trees. They eat the oak leaves. They float on a thread that their bodies make very similar like a spider’s web. Find out more!
- 7) **Social Studies:** India begins with /i/. Ellie Elephant actually from India because she has small ears. African elephants have large ears. Learn more about India.
- 8) **Creative Writing and Art:** Use Innny Inchworm’s Alliteration Page. 1) Slowly read Innny’s alliteration to your child. Signal each time you hear/say the short /i/ sound. 2) Ask your child to tell you a story about Innny Inchworm (or anything s/he knows about inchworms) and write it on the alliteration page. 3) Your child can illustrate his/her story.

**Magic Painting!** Ohhhhhhhh, this is so much fun! Preparation: Take ½ sheets of white construction paper. Randomly but neatly, print the lowercase vowels all over the paper with a white crayon. Have ready at the table or desks: a small cup of water, a paint brush, and a set of watercolors. Tell children, “Choose lots of pretty colors and paint over the entire paper. If something magically appears, Signal and sound it out!” The white crayon resists the watercolors so the vowel will pop up immediately. Variations for Letter: 1) Write all capital letter vowels. 2) Mix up the lower- and uppercase vowels. Let the paper dry. Now each child can match the lowercase to their uppercase vowel-pals!




Inny's pigs sit in his bin.




Inny's bin is big.



**Inny's Bin**  
Book #16



Inny's six pigs fit in the bin.



Inny is in his bin.